

PROGRAMMABLE PRESSURE TRANSMITTER FOR LEVEL MEASUREMENT PTM/N (2-wire)



32



Features

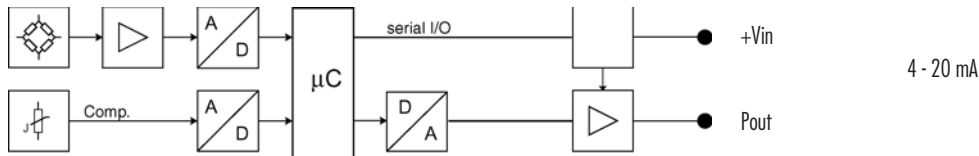
- Piezoresistive measuring element
- Adjustable 1:4 of the nominal range within -5% to +105%
- All pressure ranges from 0...100 mbar to 0...25 bar
- Calibration available for all common pressure units mH₂O, mWG, mWC etc.
- Adjustable delay
- Available with PE-, PUR- or Teflon cable
- Reverse polarity and short circuit protected
- Active compensated (option)

Typical applications

Depth and level measurement in

- Wells
- Bore holes
- Waste water
- Lakes, rivers
- Sewage treatment plant
- Water supply

Specifications



Pressure range [bar]	0.1 ... 0.5	> 0.5 ... 2	> 2 ... 25
Overpressure	3 bar	3 x FS (min. 3 bar)	3 x FS
Burst pressure	> 200 bar	> 200 bar	> 200 bar
Thermal shift [± % FS/°C]			
Zero	-5...50°C	≤ 0.06 ²⁾	≤ 0.03
Span	-5...50°C	≤ 0.015	≤ 0.015
Active compensated (Z+S)	-10...50°C (typ./max.)	0.01/0.015	0.01/0.015
	-25...85°C (typ./max.)	0.015/0.02	0.015/0.02
Accuracy¹⁾	≤ ± 0.25 % FS ≤ ± 0.1 % FS, ≥ 500 mbar ≤ ± 0.1 % FS, activ compensated (option)		
Long term stability (1 year) - (typ./max)	≤ 0.5% FS/< 4mbar	≤ 0.2% FS/< 4mbar	≤ 0.1% FS/< 0.2% FS

Electrical specifications

Supply voltage	Range:	9...33 V DC
	Supply voltage influence:	< 0.1 % FS
Analog Output	Resolution:	≤ ± 0.025 %
	Output 4 mA:	adjustable between -5% FS...105% FS
	Output 20 mA:	adjustable between -5% FS...105% FS
	Span:	adjustable between 25% FS...110% FS, min. 50 mbar
	Adjustable delay:	100 ms, 1 s, 10 s, (standard ca. 30 ms)
Load resistance		$R_L = U_B [V] - 6.6 V / 0.02 A$
Load resistance influence		< 0.1 % FS
Interface	VART199 incl. PC-Program (VART244) ⁴⁾	

Materials

Process connection, Diaphragm, Housing Stainless steel 1.4435 (316L), other materials (e.g. titanium) on request
Seals (standard) Viton (other materials see ordering code)

Electromagnetic compatibility

Standard	Level	Typical interferences	
Emission:			
EN 61000-6-3	Generic emission standard		
EN 55022	Emission, class B		
Immunity:			
EN 61000-6-2	Generic immunity		
EN 61000-4-2	Electrostatic discharge	4kV contact, 8kV air	
EN 61000-4-3	Radiated electro-magnetic field	10V/m, 80-1000 MHz, 80% AM 1kHz	Cellular phones, radio sets
EN 61000-4-3	Radiated electro-magnetic field (GSM)	10V/m, 950 MHz, 200Hz on/off	Digital portable phones
EN 61000-4-4	Fast transients (burst)	2 kV	Motors, valves
EN 61000-4-6	Conducted radio-frequency	10V, 0.15-80 MHz, 80% AM 1kHz	Cellular phones, radio sets
EN 61000-4-5	Surge	10 kA (8/20 ms) ³⁾	Lightning strikes

¹⁾ Zero based non-conformity according to DIN 16086, including hysteresis and repeatability

²⁾ 0.5 - 0.99 mHz20: ≤ 0.12

³⁾ Only with optional surge (lightning) protection

⁴⁾ Interface not included

Ordering information

		32	X	. XXXX	. XXXX	. XX	. XXX	
Type	PTM/N	32						
Pressure type	Gauge	1						
	Absolute	2						
Pressure range⁵⁾	All pressure ranges from 0...100 mbar to 0...25 bar available		XX					
Version	Closed version (Fig. 1)			55				
	Open version (Fig. 2)			56				
	G 1/4 M (Fig. 3)			11				
	G 1/2 M (Fig. 3)			13				
	Other version available ²⁾ (Fig. 3)			XX				
Electrical connection	Connectable version ³⁾ (Fig. 4)	IP68			07			
	PE cable ^{1) 3)}	IP68			13			
	PUR cable ¹⁾	IP68			15			
	Teflon cable ¹⁾	IP68			21			
Output signal	4...20 mA					05		
	4...20 mA with surge protection (lightning)					08		
Accuracy	≤ ± 0.25 % FS						1	
	≤ ± 0.1 % FS, ≥ 500 mbar						2	
Temperature range	-5...50°C compensated (max. medium temperature -5...50°C)						4	
	Customized temperature range						9	
Options	Version titanium						K	
	Ballast weight						B	
	Electronic packed in gel:	Gauge						C
		Absolute						D
	Special oil filling:	ASEOL Food						G
		Halocarbon						H
	Seals:	Viton (Standard)						U
		EPDM						S
		Kalrez						T
	Temperature calibration active, -10...50°C compensated						E	
Special options						Z		

¹⁾ Please specify the medium and required cable length

²⁾ Other versions or process connections on request

³⁾ Connector with required cable has to be ordered separately (KART100)

⁴⁾ Suitable for drinking water (food approved)

⁵⁾ mH₂O, mWG, mWC etc. available

Dimensions

Fig. 1: Closed version

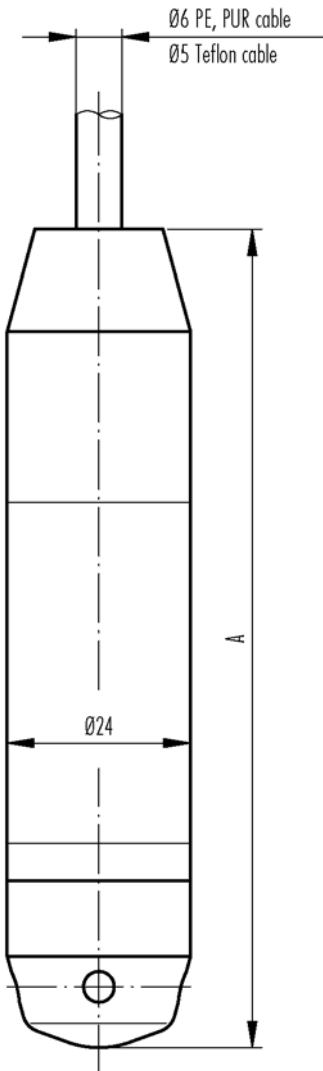


Fig. 2: Open version

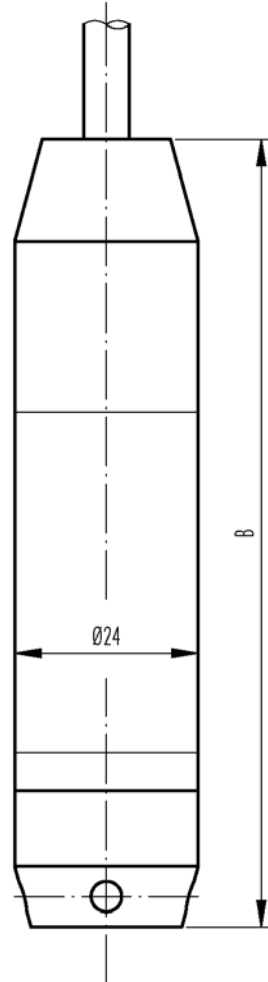


Fig. 3: with process

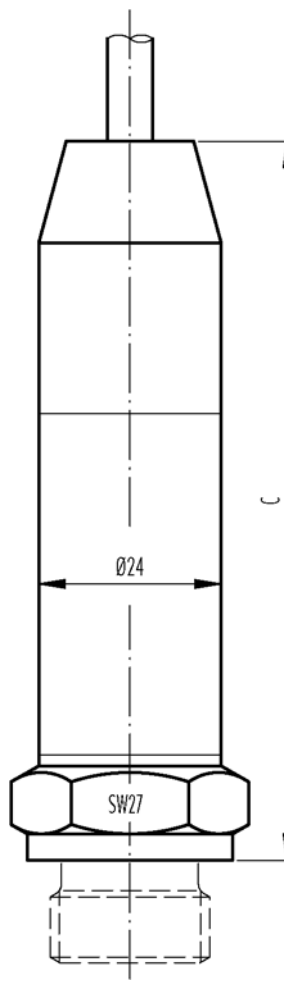
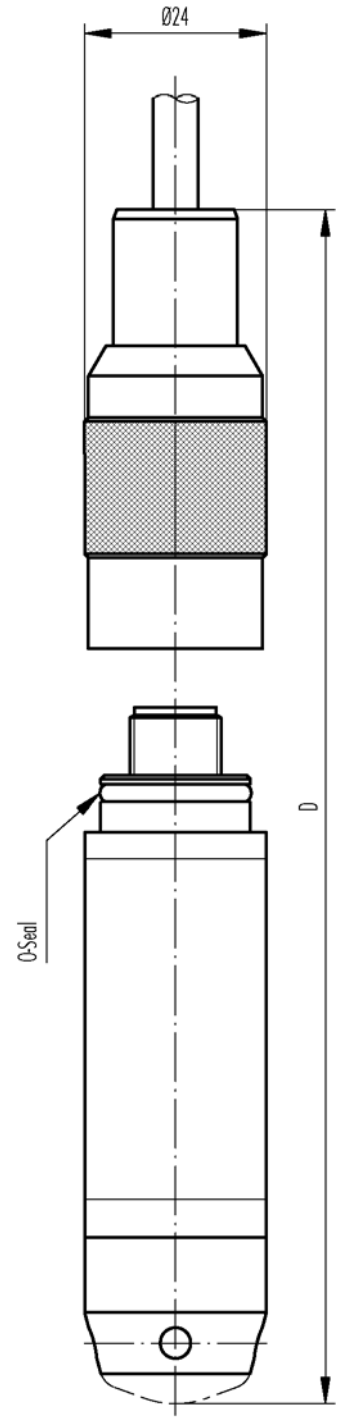


Fig. 4: Electrical connection, connectable



Standard (the same lengths also with overvoltage protection)

	A [mm]	B [mm]	C [mm]	D [mm]	Weight [g]
without ballast weight	118	114	on request*	on request*	ca.
200					
with ballast weight	205	201	on request*	on request*	ca.
460					

Colour 2-wire
 white +Vin
 yellow Pout

Specifications may change without notice.

DED034B Release 03/2005

Switzerland

STS Sensor Technik Sirnach AG
 Rütihofstrasse 8
 CH - 8370 Sirnach
 Tel.: +41 (0)71 969 49 29
 Fax: +41 (0)71 969 49 20
 e-mail: sales@sts-ag.ch
 Internet: www.sts-ag.com

Germany

STS Sensoren Transmitter
 Systeme GmbH
 Mercedesstrasse 1
 D - 71063 Sindelfingen
 Tel.: +49 (0)7031 811 920
 Fax: +49 (0)7031 811 958
 e-mail: sts.gmbh@t-online.de
 Internet: www.sts-ag.com

Italy

STS Italia s.r.l.
 Via Gesù 5
 I - 20090 Opera (MI)
 Tel.: +39 02 57607073/074
 Fax: +39 02 57607110
 e-mail: stsopera@tin.it
 Internet: www.sts-ag.com

France

STS France
 66, Avenue de la Gare
 FR - 74100 Annemasse
 Tel.: +33 (0)4 50 37 69 25
 Fax: +33 (0)4 50 39 42 25
 e-mail: info@stsfrence.fr
 Internet: www.sts-ag.com

represented by



PROCESS CARLSSON AB
MATERIALS FOR INDUSTRY

Besök/Godsadress:
 Vålmgänd 5
 187 53 TÄBY
 Telefon: +46 70-544 71 78
 E-mail: per@processcarlsson.se
 www.processcarlsson.se